

Linea technical specification



.mdd

.mdd has a leading position among manufacturers of office furniture with many awards that prove quality and continuously increase demand for it's products.

The realities of today`s market require constant quality improvement at all levels of modern organization. This applies in particular to customer service, marketing, quality of products and also to quality of processes within the company. Partnership relations among employees and with business partners form a base of economic growth and success of the company.

Constant investments in innovative machinery park, optimization of managment systems and an expansion of production halls allow to minimize the lead times for the product of the highest quality.

More than twenty years of experience in office furniture industry come with reference from a long list of companies and institutions to show their appreciation for an efficient and comprehensive service.

.mdd is higly aware of the environment.

Being located in the forest region with lake by itis side, .mdd takes the nature seriously and invests constantly in a modern and energy-efficient solutions to preserve the local life. Company puts emphasis on waste segregation and recycling. .mdd has been awarded for the exceptional care and involvement in waste disposal. All materials used are environmentally friendly and enjoy a high 95 % rate of being recycled.



General informations:

Warranty:

.mdd products - **5 years**.
Electrical components and
fabric - **2 years**.

Certificate - MFC:



Assembly:

product delivered in separate
elements

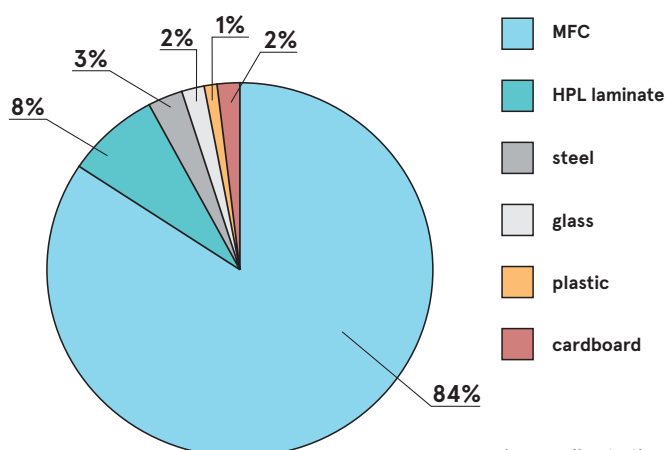
Packing:

reception placed on a pallet, the
whole is covered in foam wrap and
5-layer cardboard, package is
fastened with polypropylene tape;
cardboard, perforated plastic
mesh wrap

Boards density:

12 mm - 690 - 750 kg/m³
18 mm - 650 - 690 kg/m³
28 mm - 610 - 630 kg/m³
36 mm - 610 - 630 kg/m³

Material composition *:



* according to the EPD document

Recyclability **

Recycling: 17% - Downcycling: 83%

Recycled content

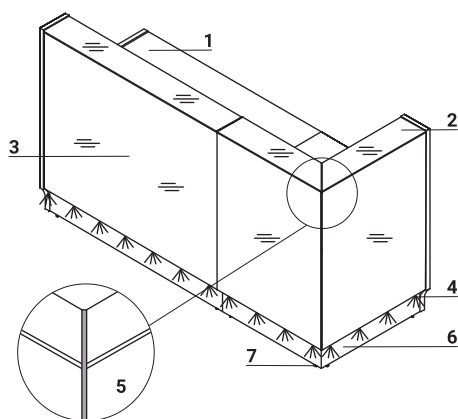
4%

Co2 carbon footprint

114,4 kg

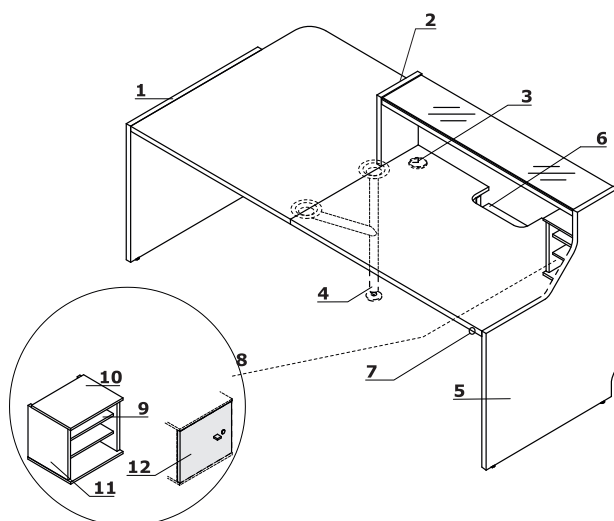
** average values for a representative of the group;
values may vary for other products

Technical specification



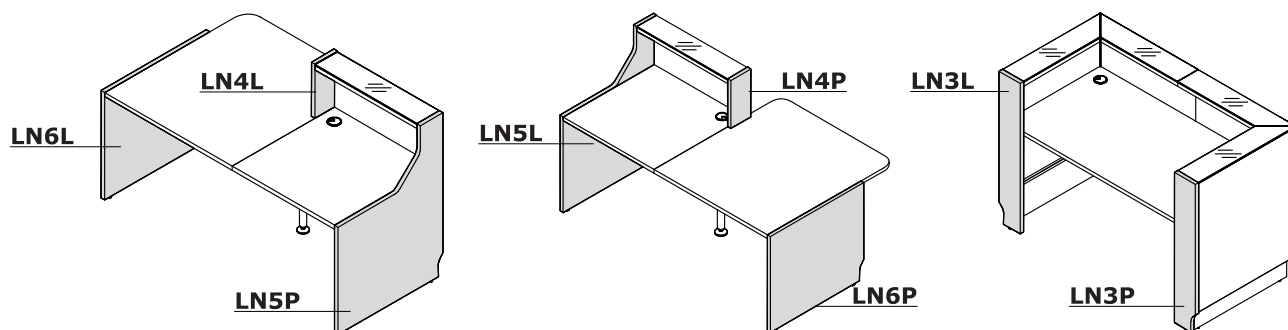
1. **Worktop** - MFC 28 mm, ABS edge
2. **Top** - tempered optiwhite glass, 8 mm - painted on bottom side
3. **Front** - glass LACOBEL 4 mm
4. **LED illumination** - at the full length of the reception desk, cold white color (verging on the blue shade);
5. **Corner slate** - stainless steel 4 mm
6. **Kick plate** - HPL - brushed aluminium
7. **Leveling** - 5 mm range

Technical specification

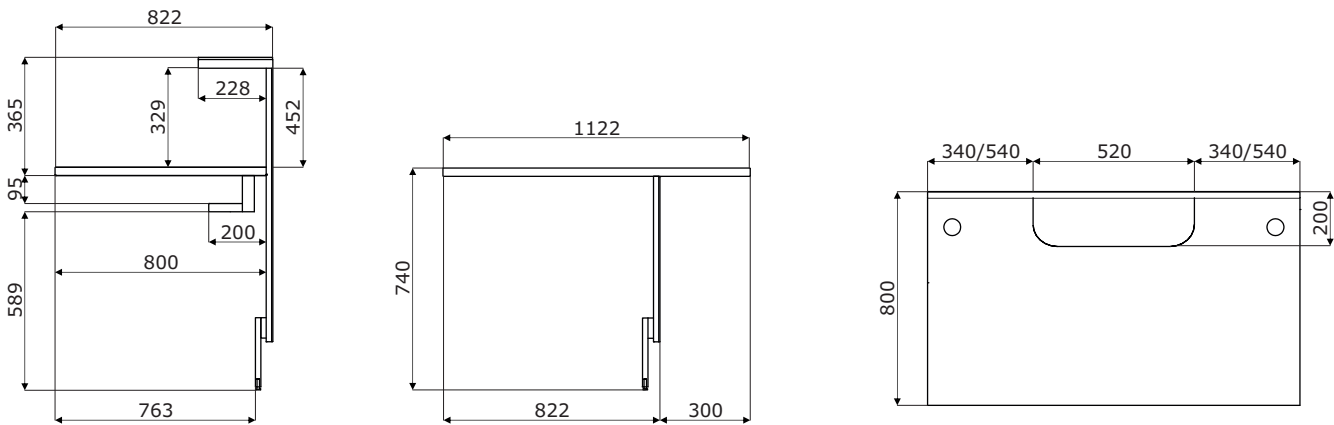


1. **Low side panel** - MFC 28 mm, ABS edge
2. **Side panel linking low and high fronts** - MFC 28 mm, ABS edge
3. **Cable grommets** - Ø80 mm
4. **Supporting leg NL41** - required for connecting the tops
5. **High side panel** - MFC 28 mm, ABS edge
6. **OPTION WITH EXTRA CHARGE** - working top with lowered monitor shelf - MFC 28 mm, ABS edge
7. **Light switch**
8. **LMS05** - reception desk storage; order separately
9. **Shelf** - MFC 12 mm, ABS edge
10. **Top** - MFC 12 mm, ABS edge
11. **Body** - MFC 18 mm, ABS edge
12. **Optional front with lock** - universal (left, right); - MFC 18 mm, ABS edge; - ordered as separate element

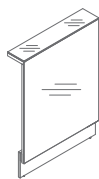
Ending elements application



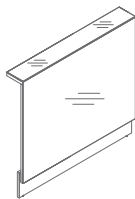
Dimensions



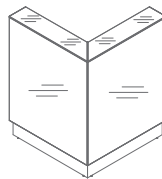
Composition elements *



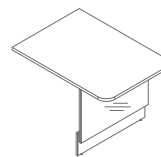
LN08
800 / 250 / 1105
40.75 kg



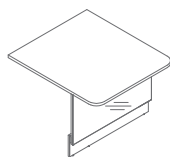
LN12
1200 / 250 / 1105
55.5 kg



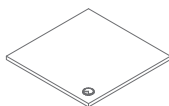
LN91
822 / 822 / 1105
90.8 kg



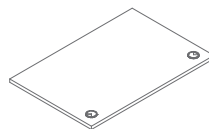
LNU18
800 / 1122 / 740
34 kg



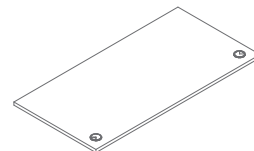
LNU11
1000 / 1122 / 740
41.5 kg



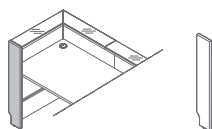
LNB08
800 / 800 / 28
13.2 kg



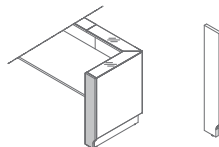
LNB13
1200 / 800 / 28
22.6 kg



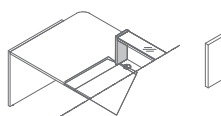
LNB15
1600 / 800 / 28
31.35 kg



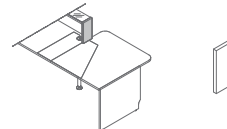
LN3L
254 / 28 / 1105
6.5 kg



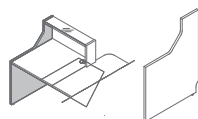
LN3P
254 / 28 / 1105
6 kg



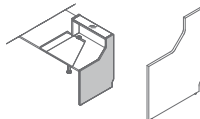
LN4L
254 / 28 / 367
2.3 kg



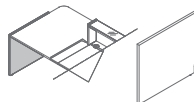
LN4P
254 / 28 / 367
2.5 kg



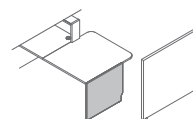
LN5L
824 / 28 / 1105
16.95 kg



LN5P
824 / 28 / 1105
15.5 kg



LN6L
824 / 28 / 740
13 kg



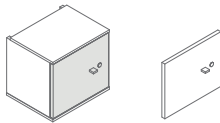
LN6P
824 / 28 / 740
13.1 kg

* dimensions expressed in millimeters: width x depth x height

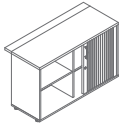
Composition elements *



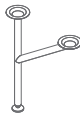
LMS05
345 / 283 / 314
6.8 kg



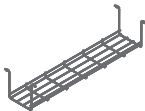
LMS06
339 / 18 / 286
2.25 kg



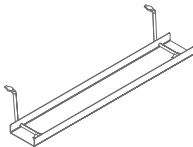
L2Z06
1200 / 532 / 740
52.3 kg



NL41
585 / 142 / 712
2 kg

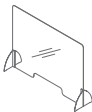


S69
580 / 162 / 123
1 kg



E64
460 / 89 / 120
0.5 kg

Sneeze guard *



NPX1
1000 / 250 / 750
8.8 kg

* dimensions expressed in millimeters: width x depth x height

Upper top



116 Glass black
RAL9005



117 Glass white
RAL9003



124 Glass silver
RAL9007



Body



08 Black



67 White pastel



26 Aluminum
satinato

Front



116 Glass black
RAL9005



117 Glass white
RAL9003



124 Glass silver
RAL9007



134 Glass
turquoise
NCS S 4050B20G



135 Glass yellow
RAL DESIGN
0908080



136 Glass pink
RAL DESIGN
3404045

Supporting leg - metal



M009 Aluminum
semi-matt RAL9006



M015 White semi-
matt RAL9010



M115 Black
semi-matt RAL9005

Copplementary elements - LMS05, LMS06, L2Z06



08 Black



67 White pastel



26 Aluminum
satinato

Copplementary elements - S69L, E64L



M009 Aluminum
semi-matt RAL9006