

# 1. Product and manufacturer

**Product:** Acoustic booths



**Manufacturer:** .mdd sp. z o. o.

Before transporting, assembling and using the product, read this information and the instructions supplied with the product.  
Keep the information and instructions for future reference.




## 2. Safety

Follow the warnings and notes below and ensure that those who may be involved also comply with them.


### Technical information







-  **NOTE:** Acoustic booths been subjected to a pre-market risk analysis. The product complies with safety requirements in accordance with applicable standards and regulations.
-  **NOTE:** The product bears a series number and an identification mark allowing verification of its origin and compliance with technical standards. This information can be found on the packaging or in the accompanying documentation provided with the product.

### Transport and storage safety



-  **WARNING:** The booth must be properly protected during transport and stored in a dry place, protected from mechanical damage and weather conditions.
-  **WARNING:** The packaging may contain small parts that pose a choking hazard to children. Keep out of their reach.
-  **WARNING:** Due to the size and weight of the cabin components, make sure that the circulation spaces in the building (corridors, passageways, lifts, staircases) allow all parts to be moved freely and safely to their destination before starting transport.

### Assembly and use

-  **WARNING:** Assembly of the booth should be carried out by trained personnel in accordance with the manufacturer's instructions. Due to the weight and dimensions of the components, it is recommended that assembly is carried out by at least two people.

-  **WARNING:** The booth should be placed on a stable, level and sturdy surface. Installation on a sloping or slippery surface may cause the product to tip over or become destabilised.
-  **WARNING:** Correct levelling of the acoustic booth is key to its tightness and the proper fit of all components.
-  **WARNING:** Do not exceed the maximum load on the interior of the booth, especially if it contains accessories (e.g. shelves, tables, screen).
-  **WARNING:** Do not use the cabin for purposes other than those intended.
-  **WARNING:** For models equipped with lighting, ventilation or power sockets, follow the recommendations for electrical connections and do not overload the circuits.
-  **WARNING:** The product is not intended for use by children under 12 years of age without adult supervision.

### Maintenance, repair and disassembly

-  **NOTE:** Regularly check the condition of the hinges, locks, cables and fans. If damage is found, contact an authorised service centre.
-  **NOTE:** Disassembly should be carried out in the reverse order of assembly, with care and in accordance with the manufacturer's instructions.

Thank you for choosing our product and we wish you a comfortable experience!