

1. Product and manufacturer

Product: Acoustic wall and ceiling panels

Manufacturer: .mdd sp. z o. o.


Before transporting, assembling and using the product, read this information and the instructions supplied with the product.
Keep the information and instructions for future reference.



2. Safety

Follow the warnings and notes below and ensure that those who may be involved also comply with them.



Technical information

 **NOTE:** Acoustic wall and ceiling panels have been subjected to a pre-market risk analysis. The product complies with safety requirements in accordance with applicable standards and regulations.




 **NOTE:** The product bears a series number and an identification mark allowing verification of its origin and compliance with technical standards. This information can be found on the packaging or in the accompanying documentation provided with the product.

-  **WARNING:** Do not load the panels with additional elements (e.g. pendants, equipment) unless specified by the manufacturer.
-  **WARNING:** The product is not intended for use by children under 12 years of age without adult supervision.

Transport and storage safety




-  **WARNING:** The panels should be adequately protected during transport and storage to prevent deformation, soiling or edge damage.
-  **WARNING:** The product packaging contains small loose parts that may pose a choking hazard to children. Keep them out of the reach of children and ensure that they do not have access to the unassembled product.

Maintenance, repair and disassembly

-  **NOTE:** Check the condition of the fixings regularly. If loose - tighten or replace fixings.
-  **NOTE:** In case of damage - contact an authorised service centre or dealer. Do not use makeshift repairs.
-  **NOTE:** Dismantle the panels according to the assembly instructions, in reverse order.

Thank you for choosing our product and we wish you a comfortable experience!

Assembly and use

-  **WARNING:** The assembly of the panels should be carried out in accordance with the manufacturer's instructions. In the case of ceiling panels, by trained persons using appropriate tools and safety devices.
-  **WARNING:** Ensure that the substrate (wall/ceiling) is suitable for the installation of the panel type. Incorrect assembly may result in the element falling off and risk of injury.
-  **WARNING:** Do not use the panels in humid conditions or near heat sources.