

# 1. Product and manufacturer

**Product:** Desks with electric height-adjustment



**Manufacturer:** .mdd sp. z o. o.




Before transporting, assembling and using the product, read this information and the instructions supplied with the product.  
Keep the information and instructions for future reference.

## 2. Safety



Follow the warnings and notes below and ensure that those who may be involved also comply with them.

### Technical information



-  **NOTE:** Desks with electric height-adjustment have been subjected to a pre-market risk analysis. The product complies with safety requirements in accordance with applicable standards and regulations.
-  **NOTE:** The product bears a series number and an identification mark allowing verification of its origin and compliance with technical standards. This information can be found on the packaging or in the accompanying documentation provided with the product.

-  **WARNING:** Do not block the movement of the desk during height adjustment. Ensure that there are no obstacles under or above the desk.
-  **WARNING:** The product is not intended for use by children without adult supervision.
-  **WARNING:** If the mechanism malfunctions, immediately disconnect the product from the power supply and contact service.





### Transport and storage safety

-  **WARNING:** The product should be transported in a secured position, protecting the actuators, cables and controller from damage. It is recommended to disconnect the power supply before transport.
-  **WARNING:** The packaging may contain small parts (e.g. screws, plugs, wires) that pose a choking hazard to children. Keep out of their reach.

### Maintenance, repair and disassembly

-  **NOTE:** Regularly check the condition of the cables, fixing screws and control unit. Do not carry out repairs to the lifting mechanism yourself.
-  **NOTE:** Servicing and replacement of electrical components should only be carried out by qualified personnel or the customer may carry out repairs themselves, provided that the installation and operating instructions are strictly adhered to.

### Assembly and use

-  **WARNING:** Assemble the desk in accordance with the instructions. After connecting to the power supply, test the correct operation of the mechanism.
-  **WARNING:** Do not manipulate the lifting mechanism during assembly or servicing. Always disconnect the desk from the power supply before starting work.
-  **WARNING:** Do not exceed the permissible working load specified in the technical documentation. Overloading may result in drive failure.
-  **WARNING:** Do not sit or stand on the desk top. Do not use as a support or ladder.

Thank you for choosing our product and we wish you a comfortable experience!