

# 1. Product and manufacturer

**Product:** Folding tables



**Manufacturer:** .mdd sp. z o. o.



Before transporting, assembling and using the product, read this information and the instructions supplied with the product.  
Keep the information and instructions for future reference.

## 2. Safety



Follow the warnings and notes below and ensure that those who may be involved also comply with them.

### Technical information





-  **NOTE:** Folding tables have been subjected to a pre-market risk analysis. The product complies with safety requirements in accordance with applicable standards and regulations.
-  **NOTE:** The product bears a series number and an identification mark allowing verification of its origin and compliance with technical standards. This information can be found on the packaging or in the accompanying documentation provided with the product.

-  **WARNING:** Do not exceed the permissible table load specified by the manufacturer. Excessive loading may cause damage to the structure. Do not jump, sit or stand on the table or use it as a platform.
-  **WARNING:** The product is not intended for use by children under 12 years of age without adult supervision.





### Transport and storage safety

-  **WARNING:** The product must be properly secured during transport and in the storage area to prevent damage or tipping over.
-  **WARNING:** The product packaging contains small loose parts that may pose a choking hazard to children. Keep them out of the reach of children and ensure that they do not have access to the unassembled product.

### Maintenance, repair and disassembly

-  **NOTE:** Regularly check the condition of the folding mechanism – in particular make sure that the locks function correctly and are not loose.
-  **NOTE:** Check the condition of the castors – worn or blocked castors should be replaced immediately with original spare parts.
-  **NOTE:** If components need to be repaired or replaced, we recommend contacting an authorised service centre or dealer.
-  **NOTE:** Carefully follow the installation instructions to ensure the furniture is stable and safe to use.

### Assembly and use

-  **WARNING:** Assembly and disassembly of the product require basic manual and physical dexterity. Persons having difficulty operating the locking mechanisms should be assisted by a second person.
-  **WARNING:** Ensure that the folding mechanism is fully locked before using the table. Incorrect unfolding may result in it folding during use.
-  **WARNING:** Place the table on a stable, level surface. Use on an uneven or sloping floor may lead to loss of stability or tipping over.
-  **WARNING:** For models on castors, always lock the castor brakes after placing the table in the desired location to prevent uncontrolled movement.

Thank you for choosing our product and we wish you a comfortable experience!