

# 1. Product and manufacturer

**Product:** High stool



**Manufacturer:** .mdd sp. z o. o.




Before transporting, assembling and using the product, read this information and the instructions supplied with the product.  
Keep the information and instructions for future reference.

## 2. Safety



Follow the warnings and notes below and ensure that those who may be involved also comply with them.

### Technical information




-  **NOTE:** The high stool has been subjected to a pre-market risk analysis. The product complies with safety requirements in accordance with applicable standards and regulations.
-  **NOTE:** The product bears a series number and an identification mark allowing verification of its origin and compliance with technical standards. This information can be found on the packaging or in the accompanying documentation provided with the product.

-  **WARNING:** Do not step on the seat of the high stool, use it as a platform or step stool, as this may lead to loss of balance and falling.
-  **WARNING:** Do not lean back excessively or rock on the high stool, as the structure on the legs is not designed for such movements and may lead to a fall.
-  **WARNING:** The product is not intended for use by children under 12 years of age without adult supervision.




### Transport and storage safety

-  **WARNING:** The product must be properly secured during transport and in the storage area to prevent damage or tipping over.
-  **WARNING:** The product packaging contains small loose parts that may pose a choking hazard to children. Keep them out of the reach of children and ensure that they do not have access to the unassembled product.

### Maintenance, repair and disassembly

-  **NOTE:** If components need to be repaired or replaced, we recommend contacting an authorised service centre or dealer.
-  **WARNING:** Disassembly must be carried out carefully, especially with screw connections and metal components, to avoid cuts and damage to the surface.
-  **NOTE:** Carefully follow the installation instructions to ensure the high stool is stable and safe to use.

### Assembly and use

-  **WARNING:** Assembly and disassembly of the product require basic manual and physical dexterity. Persons having difficulty lifting heavy components should be assisted by a second person. Assembly instructions must be strictly followed to avoid the risk of damage or injury.
-  **WARNING:** The high stool should be placed on a stable, level surface. Using it on sloping or slippery floors (e.g. tiles, panels) may lead to tipping over and injury.
-  **WARNING:** The product is designed for one person. Do not exceed the maximum permissible load of 120 kg.

Thank you for choosing our product and we wish you a comfortable experience!